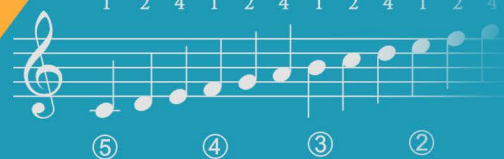


CLASSICAL GUITAR CORNER ACADEMY

# 5 DAILY SCALE SETS FOR CLASSICAL GUITAR

BY SIMON POWIS

BEGINNER - INTERMEDIATE - ADVANCED



*classical*  
GUITARCORNER

1 Octave Scale in Sixths

2 0 2 1 3 0 2 2 0 2 0  
3 1 4 2 0 1 3 4 1 3 0

5

4 2

5

1 4 2 1

4 5

3

ng

3 1 2 4 1 3 4 3 1 4 2 1 3 1 0 2 0 3 2 0 3

2 4 1 3 4 3 1 2 4 1 3 4 3 1 4 2 1 3 1 3 1 4 2 1 4 2

5 4 3 2 1 2 3 4 5

5 4 3 2

# Introduction

Scales are tools which can be used to improve technique. They stand out from other technical exercises because they incorporate so many aspects of guitar technique in one simple package.

This set of daily scales provides you with a simple, focused approach to using scales and guides you with different ways to make them useful. There are five sets with progressive levels of difficulty because scales will be useful for different things at different stages of development.

There is an accompanying video to this book, which you are welcome to access for free. Just email [support@classicalguitarcorner.com](mailto:support@classicalguitarcorner.com) to get the link.

I hope this will give you an insight into the learning approach at the [Classical Guitar Corner Academy](#).

*Simon Powis*

## Watch the video lesson

You can watch the accompanying video lesson for these scale sets here:  
<https://www.classicalguitarcorner.com/dailyscales>

### **About Simon Powis**

A passionate and expressive style coupled with a formidable technique has garnered attention for Simon Powis as a talented soloist, chamber musician and innovator. Growing up in Sydney, Australia, Powis began his studies at the age of five on the cornet. Inspired by his brother's musical pursuits he took up the guitar at age eleven and began an enduring obsession that would result in performances throughout Europe, Australia, Asia, and the Americas.

After completing his studies at the Sydney Conservatorium of Music with Raffaele Agostino in 2004, Powis traveled extensively throughout Europe to study with some of the world's most renowned virtuosos. Oscar Ghiglia, David Russell, Pavel Steidl and Aniello Desiderio have had a great impact on the musical style and technical foundation that Powis possesses. From 2006 to 2010 he attended Yale University on full scholarship, and under the mentorship of Benjamin Verdery he was awarded the first doctorate for a classical guitarist in over thirty years.

As a teacher Powis has instructed masterclasses in Lima, Mexico City and New York and at Yale he was employed as both a guitar instructor at the school of music and a teaching fellow in the department of music. With a growing interest in pedagogy he decided to undertake research in sight reading for his doctoral thesis. Insights and encouragement from Jerry Willard, David Leisner, John Williams and Ben Verdery have helped develop sight reading seminars that Powis has given in music schools, guitar societies and guitar festivals around the world.

**More publications at [cgcpublishing.com](http://cgcpublishing.com)**

Progressive Sight Reading for Classical Guitar  
20 Practice Routines for Classical Guitar  
The Cornerstone Method for Classical Guitar  
Graded Repertoire for Classical Guitar  
Graded Duets for Classical Guitar



# CLASSICAL GUITAR CORNER

## ACADEMY

The Classical Guitar Corner Academy is built from the ground up to help the amateur classical guitarist. As a member you will have access to a structured curriculum, repertoire books, technique books, and accompanying courses along with dedicated and experienced teachers to offer feedback, guidance, and advice.

One of the biggest challenges in our modern age of internet learning is the sense of overload we can get from a waterfall of information that is disorganized. The CGC Academy solves that problem for you by providing a clear path to improvement with a dedicated team of teachers and a supportive community.

You can start right now at [www.classicalguitarcorner.com](http://www.classicalguitarcorner.com)

### Everything You Need In One Place

Learning the classical guitar is more than just placing your fingers on the fretboard and plucking a string. It involves a broad range of skills, which interlink. As you develop each different skill it will shed light on other aspects of your musicianship leading to a number of Aha! moments.

Each level of the curriculum covers:

- **Repertoire**
- **Technique**
- **Musicianship**
- **Theory**
- **Analysis**
- **Notation**
- **Sight Reading**
- **Ensemble Playing**

### All Materials Provided

Each lesson comes with a clear and concise video lesson but you will also find the courses accompanied by worksheets, play along tracks, exercises, and demonstrations that are all provided to support your learning.

All the curriculum repertoire is provided as a suite of books as are the technical routines.

It really is everything you need, all in one place.

You can start your membership now at:  
[www.classicalguitarcorner.com](http://www.classicalguitarcorner.com)

### Certificate Courses

Our curriculum is laid out in a step-by-step progression and divided up into five different levels. As you reach milestones in each level you can submit a certificate exam which incorporates repertoire, technique, and musicianship skills.

Apart from the benefits of setting and achieving goals in this manner, you will also get personalized feedback and a certificate that you can feel proud of!

### Technique Challenges

Short term challenges are run on a regular basis within the Academy that have specific focuses. By taking part in these challenges you will benefit from the support of around fifty other guitarists taking on the challenge at the same time! These challenges run over a period of weeks and provide an excellent way to set a short term goal.

### Progress Journals

When you join the Academy you will have the option to start a progress journal. This public accountability not only provides a sense of progress and focus, but it also gives you motivation as you receive support and feedback from other members of the Academy.

### Live Training

As a member you will have access to a number of regular training sessions that are live. Yes, that means you can get feedback in real time with a world class teacher!

# Daily Scales Sets for the Classical Guitar

## Set 1 : Beginner

classicalguitarcorner.com


### 15 Minute Focus Points:

- Be mindful of your left and right hand positions. Keep the hands relaxed and relax your fingers.
- Notice the placement of your left hand fingers. Keep them close to the frets and placed right on the tips.
- Maintain good right hand alternation, especially as you cross from string to string.
- Say the note names out loud to work on your fingerboard knowledge.

### C Major




1 Octave Scale on the 5th string



### G Major




1 Octave Scale from the 6th string



### F Major



1 Octave Scale from the 4th string



# Daily Scales Sets for the Classical Guitar

## Set 2 : Beginner

classicalguitarcorner.com


### 15 Minute Focus Points:

- Use the C Major scale to work on tone control. Listen to the tone balance between your right hand fingers and aim for consistency. Change right hand alternation for variety: im, mi, am, ma
- Use the C Major scale to practice basic dynamics. Play the entire scale soft, medium, and loud.
- Both scales provide an opportunity to learn the fingerboard. Say the note names out loud and test yourself to find different pitches (all the F's for example).
- Use the chromatic scale to develop strength and flex in your left hand. Be slow and precise.



## C Major Extended



### Extended C Major Scale



## First Position Chromatic Scale



## Set 3 : Intermediate

classicalguitarcorner.com

### 15 Minute Focus Points:

- Arpeggios give you the opportunity to work on a different kind of left hand movement. Let the notes ring over where possible and be mindful of the notes that make up each triad.
- Play the scales through using *crescendo* and *decrescendo*.
- Play the scales through with *staccato* and *legato* articulations.
- Use right hand variations: im, mi, ma, am, ami

#### G Major 2 Octave Scale on the 6th string

3 0 2 3 0 2 4 0 2 0 1 3 0 2 3 2 0 3 1 0 2 0 4 2 0 3 2 0 3

⑥ ⑤ ④ ③ ② ① ② ③ ④ ⑤ ⑥

3 2 0 0 0 3 4 3 0 0 0 2 3

#### E Harmonic minor 2 Octave

0 2 3 0 2 3 1 2 4 0 2 0 1 4 0 4 1 0 2 0 4 2 1 3 2 0 3 2 0

⑥ ⑤ ④ ③ ② ① ② ③ ④ ⑤ ⑥

0 3 1 2 0 0 0 0 0 2 1 3 0

#### A Harmonic minor 2 Octave

0 2 3 0 2 3 1 2 0 1 3 0 1 3 4 3 1 0 3 1 0 2 1 3 2 0 3 2 0

⑤ ④ ③ ② ① ② ③ ④ ⑤

0 4 2 3 1 0 4 0 1 3 2 4 0

# Daily Scales Sets for the Classical Guitar

## Set 4 : Intermediate

classicalguitarcorner.com

### 15 Minute Focus Points:

- Maintain a good left hand position when shifting up and down the fingerboard. Aim to connect each shift with good legato technique.
- Work on your speed development by implementing speed bursts and dotted rhythms. Vary repetitions with right hand alternation changes.
- Scales in thirds and sixths challenge your left hand independence, play them as legato as possible while maintaining a relaxed left hand position.

#### C Major 2 Octave Scale on the 5th string

#### C Major 1 Octave Scale in Thirds

#### 1 Octave Scale in Sixths

#### D Major 2 Octave Scale from the 5th string

#### A Major 2 Octave Scale from the 6th string

## Set 5 : Advanced

classicalguitarcorner.com

### G Major 3 Octave Scale

**3 Octave Scale Variations:**

- Dynamics - *pp, p, mf, f, ff, crescendo, decrescendo*
- Right Hand Alternation - *im, mi, am, ma, ami, ai, pi, pami*
- Rhythms - Triplets, dotted rhythms, speed bursts
- Articulation - *staccato, legato, accents, mixed articulations*
- Tone - *tasto, pont, normal*

### 2 Octave Scale in Thirds

### 2 Octave Scale in Sixths

### 2 Octave Scale in Octaves

sim.